

PAUL UNIVERSITY, AWKA
COLLEGE OF POSTGRADUATE STUDIES (CPGS)
PROCESS FLOW FOR APPLYING FOR PROGRAMMES ON THE PUA CPGS PORTAL

A. UNIQUE NATURE OF PAUL UNIVERSITY POSTGRADUATE STUDIES

Paul University has setup a unique College of Postgraduate Studies (CPGS), which offers qualified candidates to do their Postgraduate Studies in a record time, irrespective of the students locations. In doing this we adopted very smooth hybrid (Online & Physical) approach for the administration and delivery of lectures.

B. REQUIRED SKILLS-SET TO ENHANCE SMOOTH PARTICIPATION IN THE PROGRAMME

If you are currently not a Competent Computer User (CCU) then try and make the necessary arrangement to become one. What you will need to do is to acquire the skills of using the following Computer Applications:

1. Microsoft Windows Operating System
2. Microsoft Word
3. Web Browsers (Chrome, Mozilla, Edge, etc)
4. Microsoft PowerPoint
5. Microsoft Excel
6. Adobe Reader/Writer

In addition you should acquire a Laptop with Wireless Link, which easily connects to available Hotspots.

You should also be able to competently use your Android, iPhone or Windows Smartphones, and understand how to link them to your Laptops.

This Programme is designed to be stress-free. So, please do your best to help in achieving this.

C. ISSUES WITH CANDIDATE, WHO ARE APPLYING FOR THE FIRST TIME

For candidates, who are applying for the first time please follow the process below, either using your Phone or a PC:

1. Visit our Portal at <https://cpgs.pauluniversity.edu.ng>
When you do the following Notice will appear:

NOTICE TO PROSPECTIVE CANDIDATES

1. Candidates are to pay the N10,000 Application fee by direct Bank Deposit to the following Bank Account:

Bank: FCMB
Account No: 1351347016
Account Name: Paul University


2. With the N10,000 Application fee Deposit Teller, the candidate should then go to the Portal at <https://cpgs.pauluniversity.edu.ng> and fill the Application Form.

3. Once the candidate has been offered Admission, then he/she can then proceed to pay the Tuition fee (School fee is N100,000 which can be paid in 2 installments), through the same Bank.

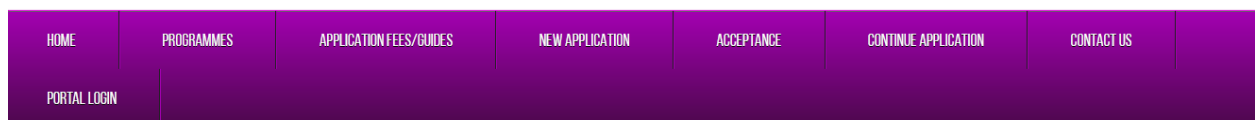
4. With the Tuition fee Bank Deposit Teller the candidate should then complete the Admission Acceptance Form on the Portal.

5. Once the candidate has completed the Admission Acceptance form, he/she will be given Registration Number and other further details.

Thanks.
Admission Officer

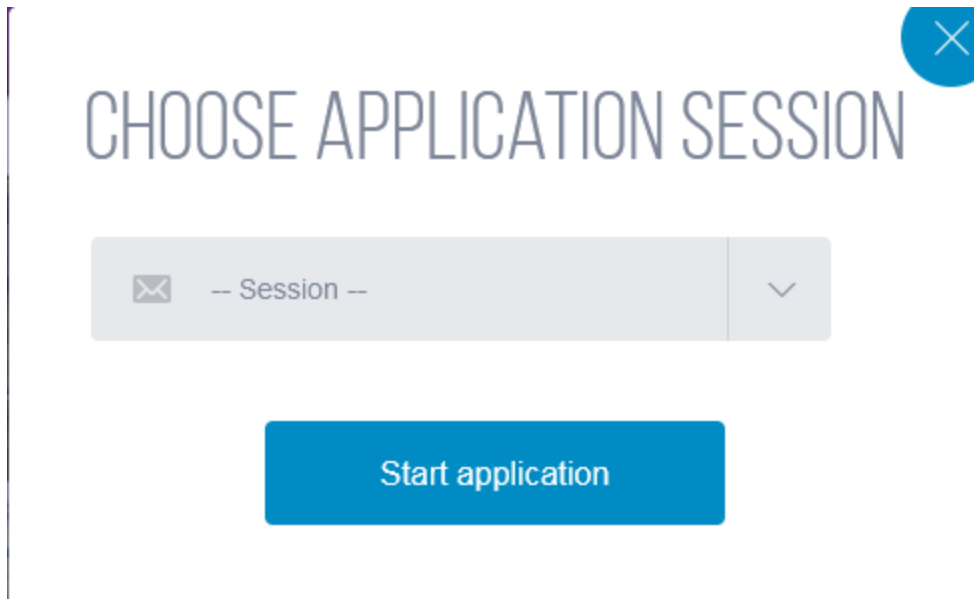
 Continue

2. Click on continue after going through the Notice and doing the needful. The following Menu will appear:



3. Click on “New Application”.

The following Dialog Box will appear:



4. Select the Session you are applying for and click on “Start application” Then the system will further prompt you to start the application. On agreeing to start the system will bring up the Application form.

5. Complete the following form and submit accordingly. The System will automatically assign both the Form Number and Access Code to you.

Thereafter, your Application will be approved. Then you will go ahead to do your Acceptance, after making the necessary payment. The system will then assign a Username and Password for you to access your Dashboard through which you will be able to do your Studentship Registration, and continue with other processes till you graduate.

Please, it is important to reiterate that Paul University CPGS Programmes are designed to be less stressful but will create maximum impact in both the quality of what the students learn and eventually deploy to their respective operations.

Thanks.

Ken Akwue
Coordinator, Online Programmes & Services
Paul University